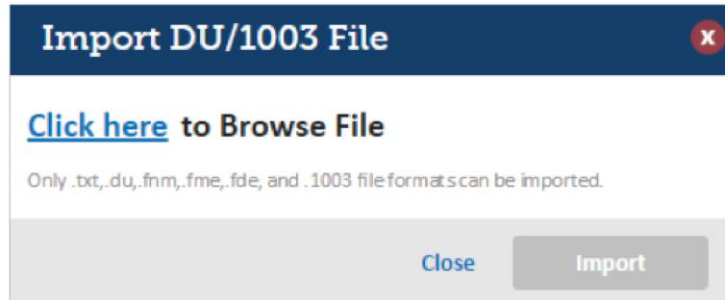
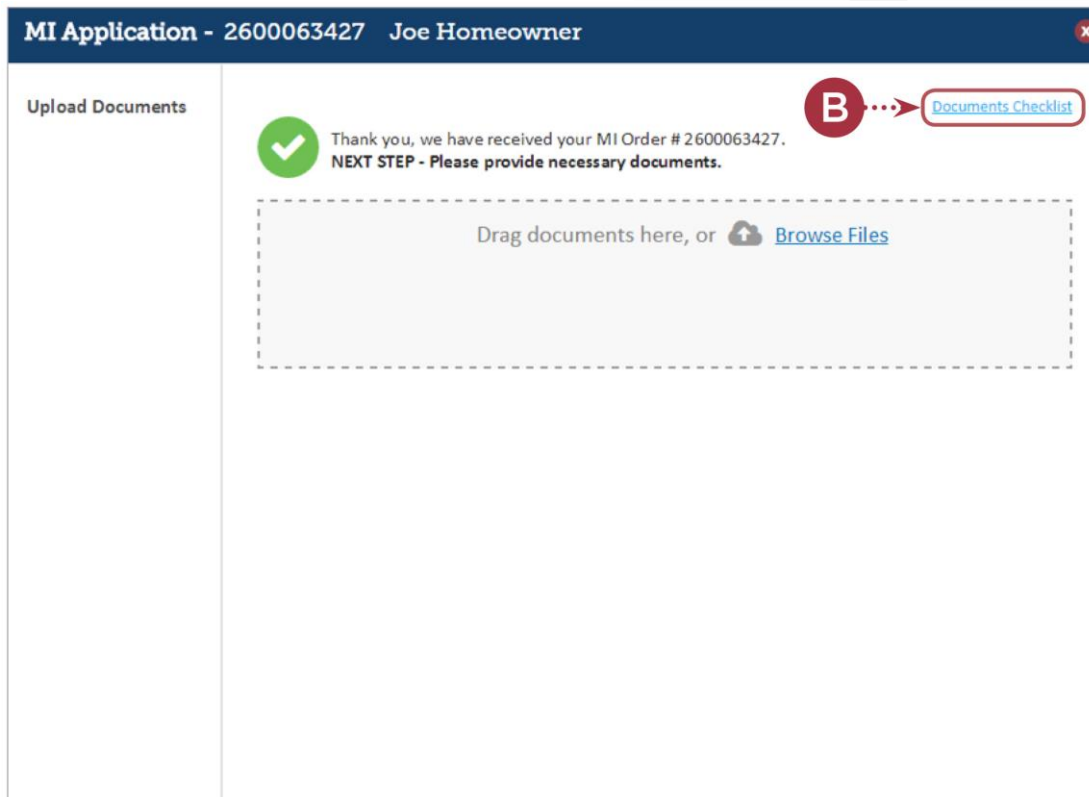


AXIS 8.0 Release Notes – Customer (effective December 2016)

- A** When submitting new applications, the new pop-up window includes a hyperlink for quickly locating the DU/1003 file and provides a list of acceptable file formats.



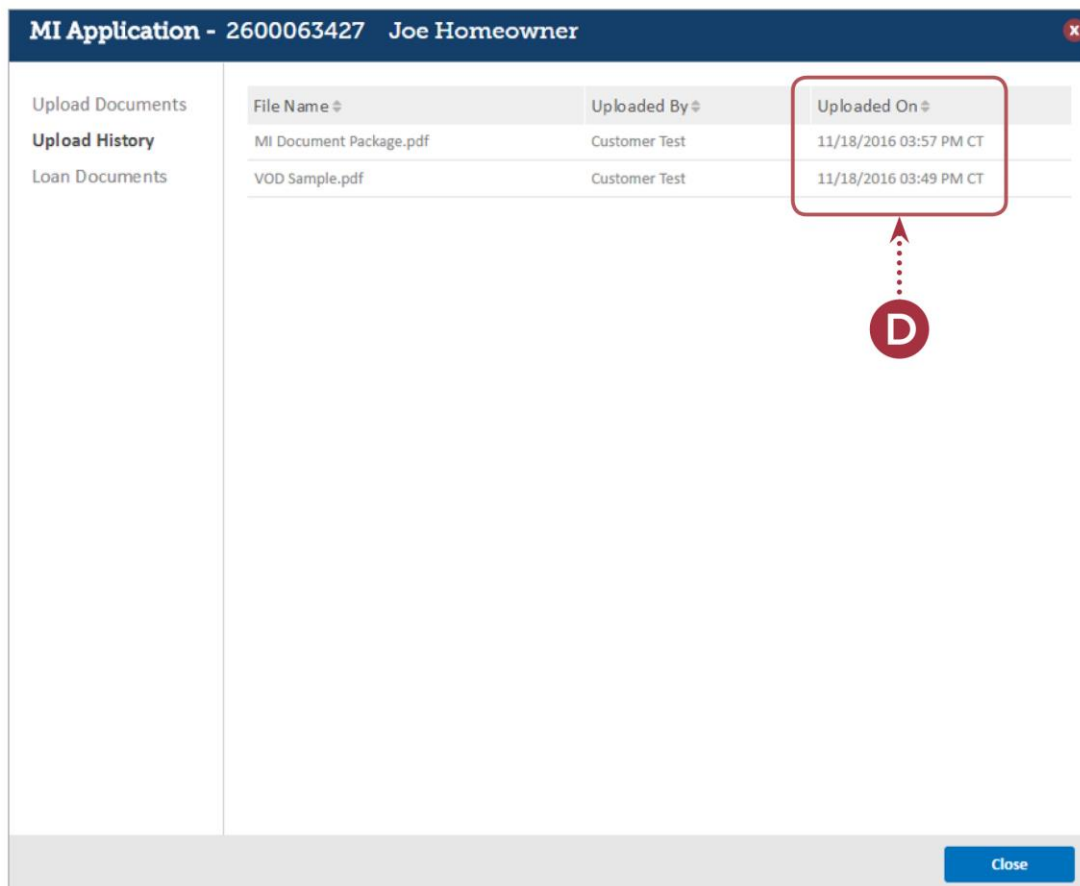
- B** The document upload pop-up window offers a new “drag and drop” option and a hyperlink to the document checklist for reference purposes.



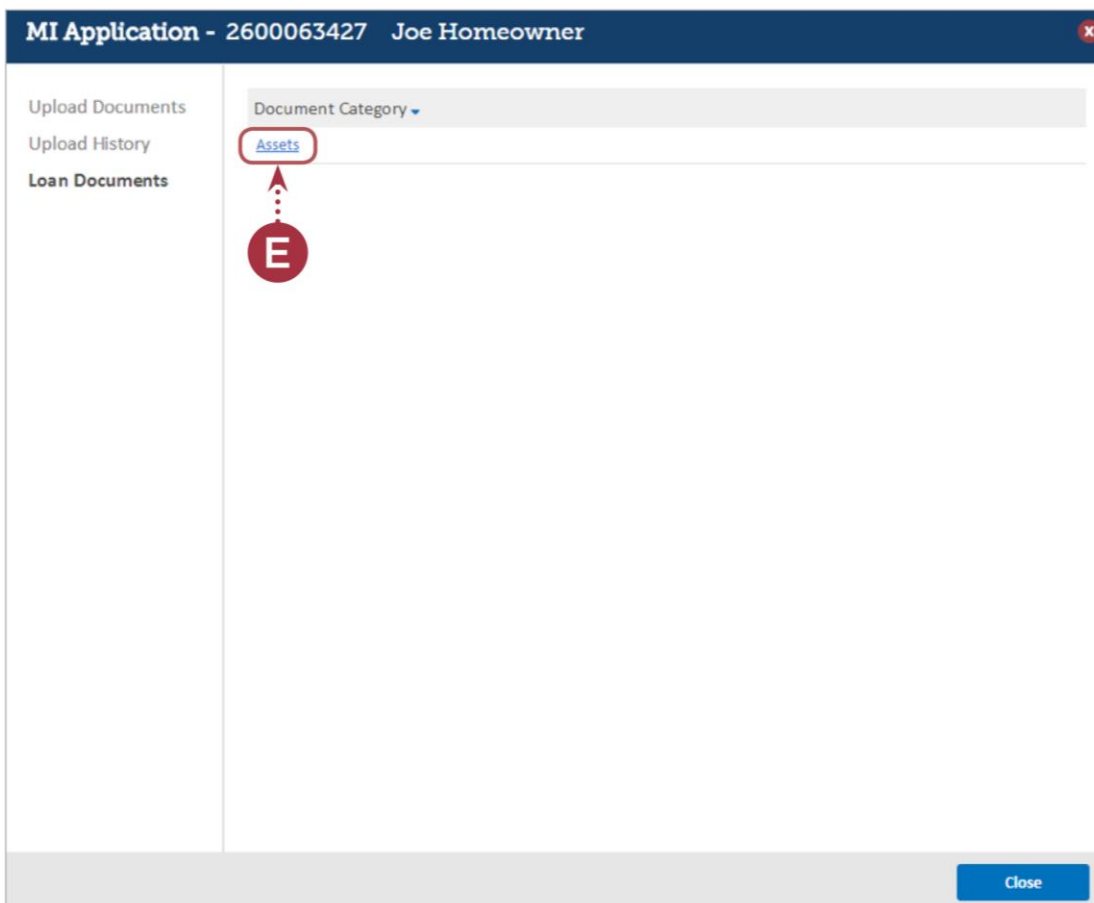
- C** The MI Order confirmation allows the user to send an email confirmation to themselves, for their recent MI Order.



- D** The **Upload History** tab will display the date and time of each document uploaded.



- E** In the Loan Documents tab, the user can view documents uploaded to their MI Order.



F For Non-Delegated MI Orders that are missing the document package, a status of **“Waiting for Docs”** will display.

*Please NOTE: Documents need to be uploaded in order to underwrite your Non-Delegated MI order.

Search Results Export to Excel

Show 25 entries

MI Application Number	Lender Loan Number	Submission Date	Borrower Name	Subject Property Address	Current Status Date	Current Status	Application Type	Master Policy	Submitted By	Documents
2600064609	2101862175	11/23/2016 02:19 PM CT	Homeowner, Joe	15837 STATE HIGHWAY 121 NORTH Blue Ridge, Tx 75424	11/23/2016 02:19 PM CT	Waiting for Docs	Non-Delegated	ABC BANK 02407-0001	Test, Customer	

Showing 1 to 1 of 1 entries



Borrower Name: Homeowner, Joe MI Application Number: 2600064609
Status: Waiting for Docs

Click here to edit Application

100% Completed

- Application Details
- Lender Information
- Borrower & Property Information
- Mortgage Insurance Information
- AUS & Credit Information
- Loan Information

Actions Available

- Import DU/1003 File
- Add/View Documents
- Add/View Comments
- Rate Scenario ⓘ
- Cancel Submitted Application
- Exit Application

SUBMIT