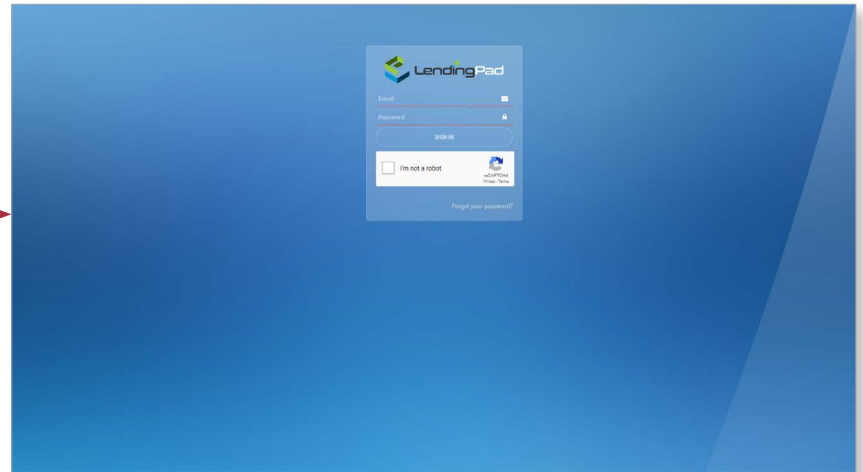


Directions for setting up an 'Action' in LendingPad

1. Login to LendingPad as System Administrator.

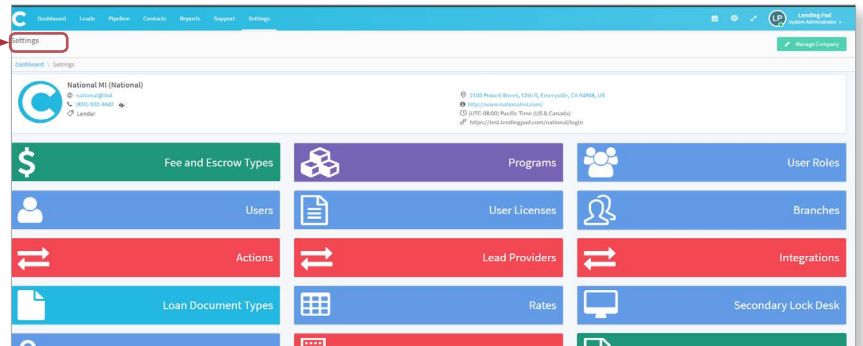
(URL: prod.lendingpad.com)

1



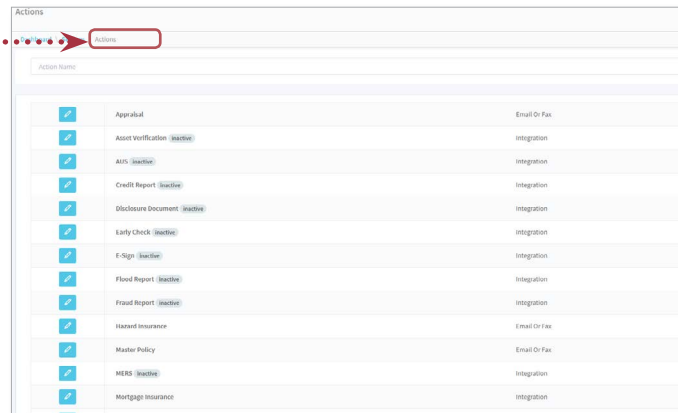
2. Click on **Settings**.

2



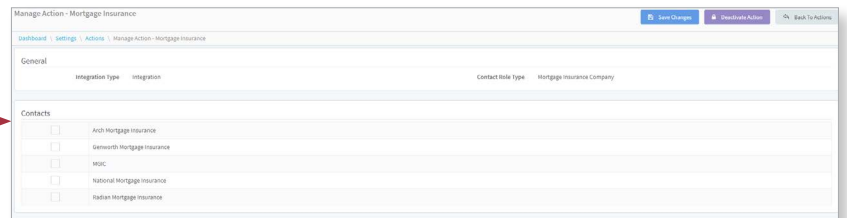
3. Click on **Actions**.

3



4. Click on the Pencil icon with "Mortgage Insurance" action.

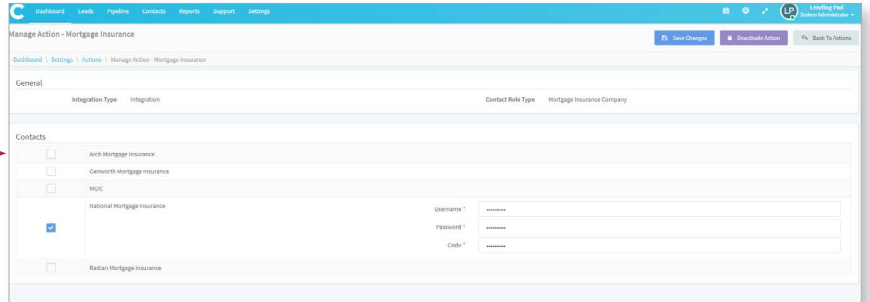
4



Directions for setting up an 'Action' in LendingPad (cont.)

5. Select National MI under the contacts section, input the credentials, save it and go back to then click on **activate action**.

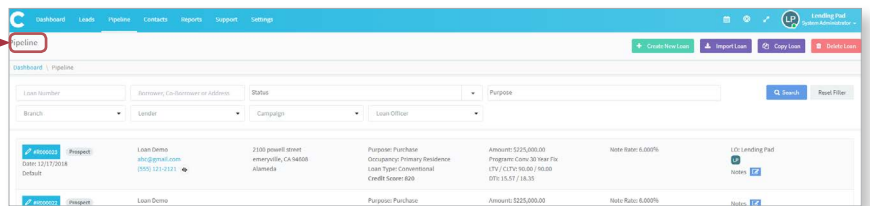
5



How to run National MI action in LendingPad

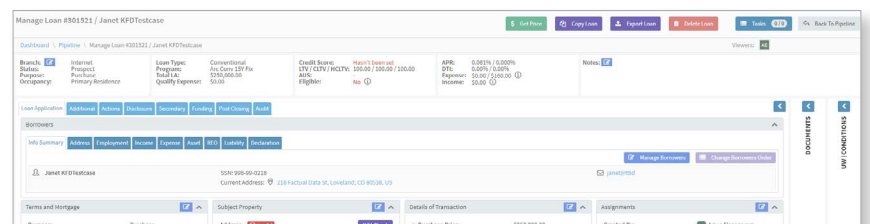
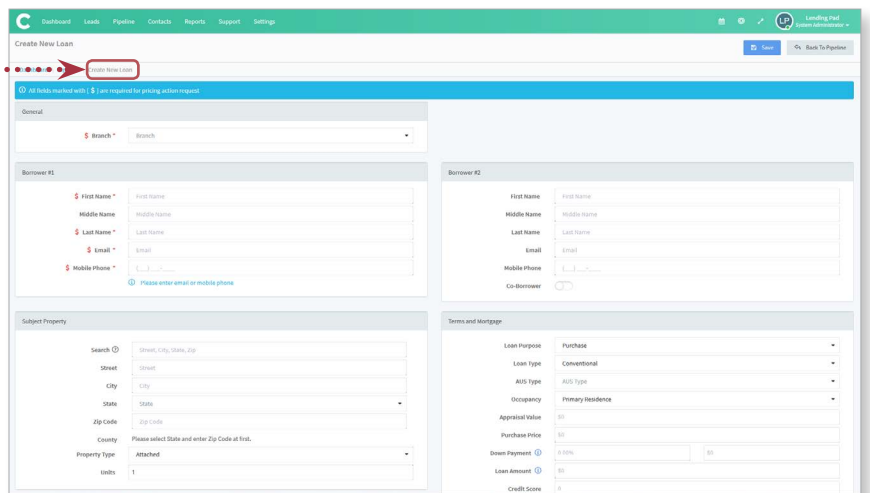
1. Go to **pipeline** after logging into the system.

1



2. Click on the "Create New Loan" button, input the require information and click on save.

2



How to run National MI action in LendingPad (cont.)

- Assign a **loan officer** under assignments section.

3

- Go to **actions** and click on **send** button with mortgage insurance action.

4

- Select the required options and click on **send request**.

5

- Go back to actions and click on the view and expand to see the response.

6

The screenshot displays a 'Mortgage Insurance' action result in LendingPad. At the top, it shows 'Send', 'Mortgage Insurance', 'Success', and 'Hide' buttons. Below this is a timestamp '12/11/2018 3:51 PM PST' and another 'Success' indicator. The main content is divided into 'Request:' and 'Response:' sections. The 'Request:' section lists various parameters such as Contact, MI Service Type, MI Application Type, Coverage, Premium Source, Duration, Premium Refundable, Premium At Closing, Premium Rate Plan, Premium Payment, Renewal Calculation, Decision, Certificate Identifier, MI Annual Rate, Document, and Response Description. The 'Response:' section shows the results for these parameters, including 'National Mortgage Insurance', 'MI Application', 'Delegated', '30.00%', 'Borrower', 'Periodic Monthly', 'Not Refundable', 'Deferred', 'Level', 'Paid From Escrow', 'Constant', 'Approved', '1000352594', '0.3258%', and a PDF document link 'MortgageInsurance_20181211-235201064.pdf'. At the bottom, it shows 'Code: Success' and a detailed 'Description: STATUS Code=Success Description=The MI Order Request has been successfully processed. Condition=Success'.

Thank you for choosing National MI

Additional Resources & Quick Links:

- AXIS quick video tutorials such as: "How to Set Your Preferences" and save time nationalmi.com/axis-resources
- Delegated Underwriting: nationalmi.com/del-welcome
- Technology Partners: nationalmi.com/tech-partners
- Non-Delegated Underwriting: nationalmi.com/nondel-welcome

Find your National MI Sales Advisor:
nationalmi.com/sales-advisors

Questions: National MI Solution Center
855.317.4NMI (4664)
solutioncenter@nationalmi.com

Contact your Sales Advisor